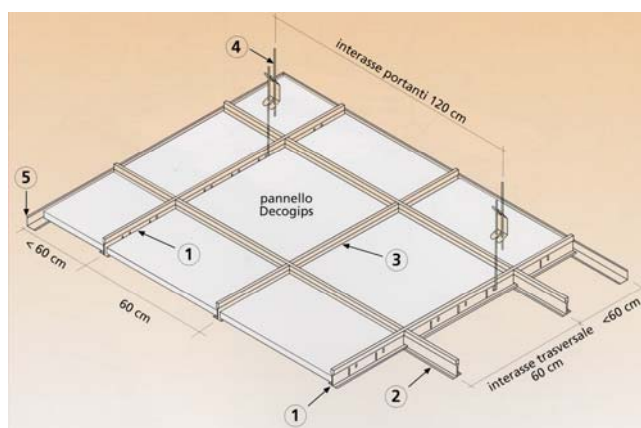
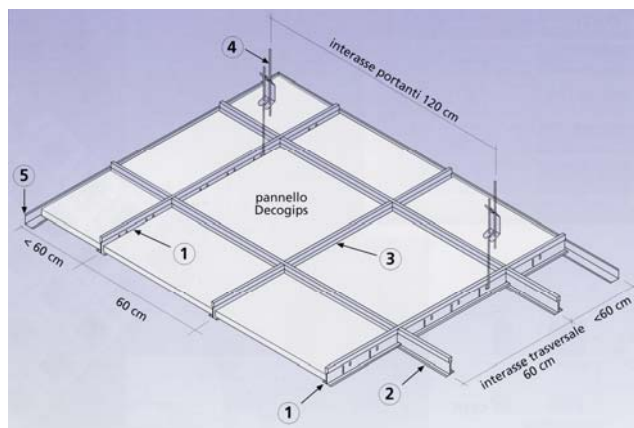





Controsofitti Ispezionabili



			Incidenza teorica
1	Portante	L = 3700	0,83 ml/mq.
2	Intermedio	L = 1200	1,66 ml/mq.
3	Intermedio	L = 600	0,83 ml/mq.
4	Pendino	500/1000/2000	0,50 pz/mq.
5	Angolare	L = 3000	0,70 ml/mq.

Bordo	Codice	Descrizione	Misure	Pz./conf.	Mq/conf.	Certificati
	200702 200704 200703 200720 200721	Cartongesso Casoroc A Gesso alleggerito Capri A Gesso alleggerito Fisurada A Fibra minerale Marte SK Fibra minerale Trento SK	600x600	10 6 6 16 16	3,60 2,16 2,16 5,76 5,76	REI 90-CL0 REI 120-CL.0 REI 120-CL.0 REI 120-CL.1 REI 120-CL.1
	200705 200710 200722	Cartongesso Casoroc E24 Gesso alleggerito Capri E24 Fibra minerale Nevada VT24	600x600	10 6 14	3,60 2,16 5,04	REI 90-CL.0 REI 120-CL.0 REI 120-CL.1
	200714 200713	Gesso alleggerito Capri E15 Gesso alleggerito Fisurada E15	600x600	6 6	2,16 2,16	REI 120-CL.0 REI 120-CL.0